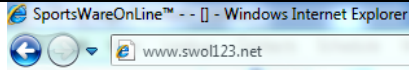
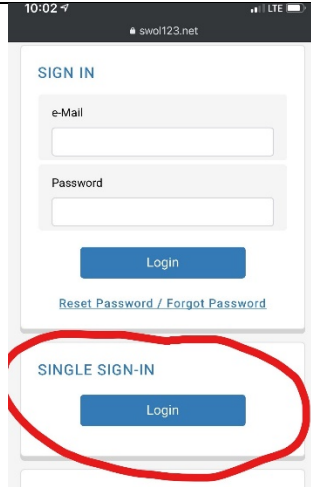
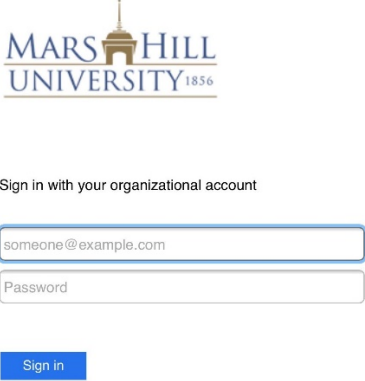
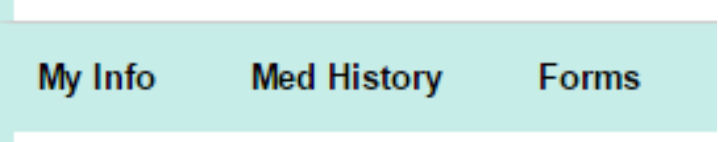


SportsWareOnLine Instructions:

NOTE: THIS IS FOR ALL STUDENTS—Athletes and Non-Athletes should complete the process below.

Instruction	Example
Go to www.swol123.net.	
Scroll down to Single Sign-In Login	
Enter your login information for MHU websites. Make sure to use your full email with @mhu.edu	

Updating/Completing Your Information

Instruction	Example
<p>At the top of the page is the Menu Bar.</p> <p>My Info: Update your address, emergency contact and insurance information. Then complete attachments.</p> <p>Students <u>not participating in a campus sport</u> should only complete the following forms:</p> <p>Click the ADD tab on the left side of the page.</p> <ul style="list-style-type: none"> • Upload the Immunization Record • Upload the Medical History Form 	

Athletes should update/complete the following:

- Emergency Contact Information
- COVID-19 icon and COVID-19 attachment
- Insurance Information
- Upload front/back of insurance card
- Insurance Supplemental Questions
- New athletes upload Immunization Record
- New athletes upload the Hemoglobin Solubility test results to provide Sickle Cell Trait status
- Upload/complete Medical History Form Attachment
- Upload Physical Exam (physician to complete, may receive on campus if no insurance or primary care physician)
- Pregnancy Statement (Females Only)
- Acknowledgement of Risk
- Medical Release of Information and Permission to Treat
- Drug Education and Screening Program
- Helmet Safety Warning (Football and Lacrosse Only)
- Student Athlete Concussion Fact Sheet
- Student Athlete Concussion Statement Form

Forms:

Athletes should complete all online forms listed above.

Students not participating in a sport only complete emergency info, COVID-19 icon update, upload their vaccination record, and medical history form to the site.

Example

Athlete Forms

You have 10 form(s) to complete/download