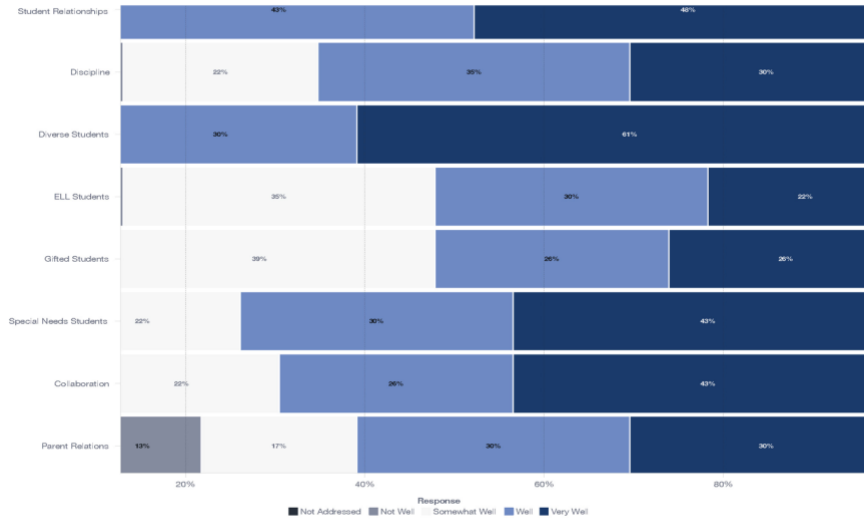


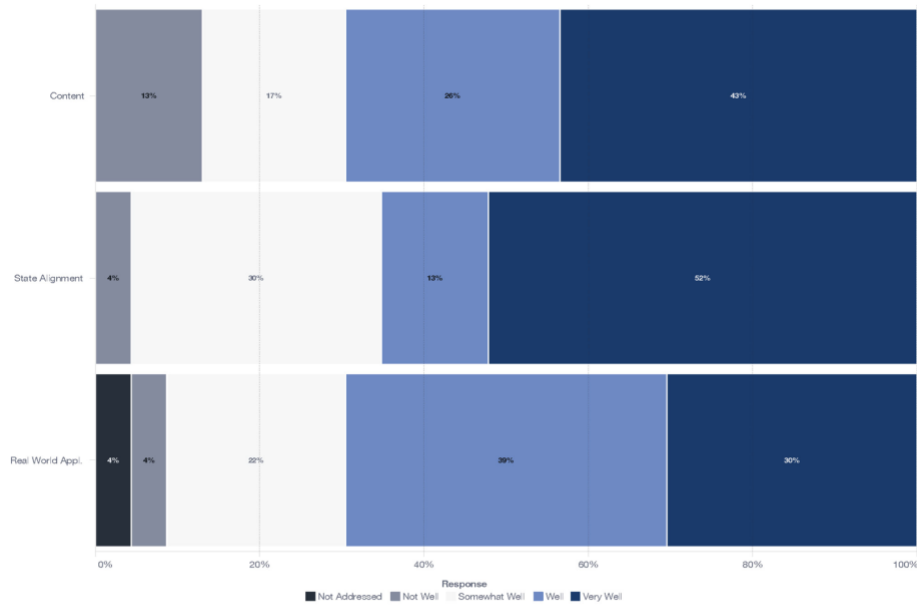
## Completer Satisfaction Survey

The following data are provided by the state of North Carolina about completer's satisfaction with their teacher preparation program. These data are collected using an external agency and reported to Educator Preparation Programs through the annual EPP report structure. In 2019, the state began providing detailed Completer Satisfaction data according to Professional Teaching Standards II, III, and IV, which are provided below for the 2016-2018 reporting period.

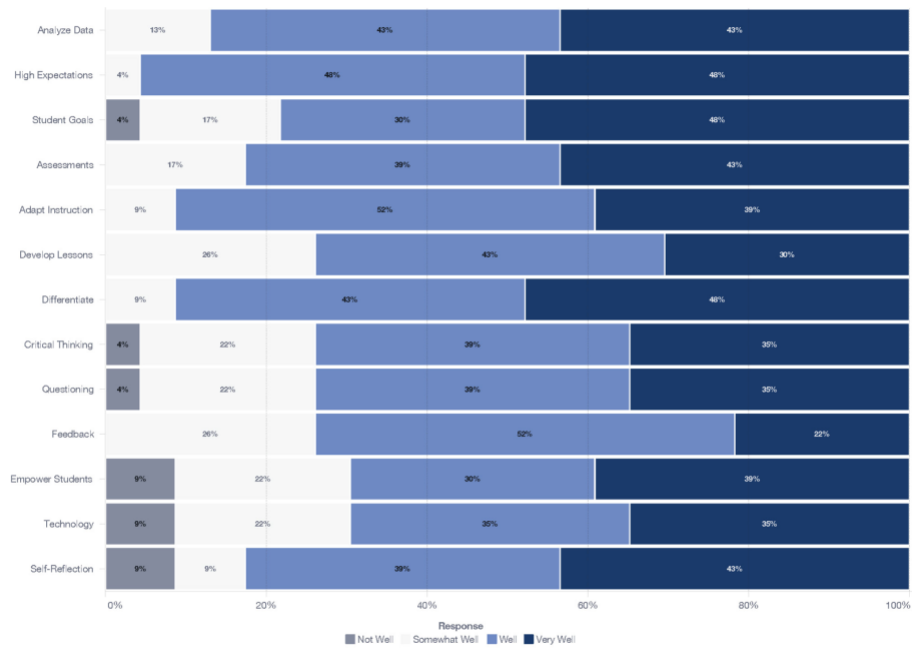
### Standard II. Teachers Create a Respectful Environment for a Diverse Population of Learners



### Standard III. Teachers Know the Content They Teach



## Standard IV. Teachers Facilitate Learning for Their Students



Prior to providing detailed data, the state of North Carolina provided summary data points on Completer Satisfaction via the annual EPP Performance Reporting process. Those data are provided below for 2016-2019.

### Completer Satisfaction Summary Data

	2019	2018	2017	2016
On questions related to the quality of their preparation to teach, the percent of recent graduates in this institution that responded 'well' or 'very well.'	75.43	78.26	74.86	83.71
On questions related to student teaching experiences provided by this program, the percent of recent graduates in this institution that responded 'agree' or 'strongly agree.'	86.55	86.42	75.71	84.61