

Teaching with Primary Sources – MHU

LIBRARY OF CONGRESS

TEACHING^{WITH} PRIMARY SOURCES

Consortium Member

Lesson Plan: Tweet, Tweet – Gallery Walk of Child Labor in NC Textile Mills

Recommended Grades: 8th grade (could be altered for 4th)

Subjects: SS, ELA, Information and Technology

Time Required: Introductory lesson to unit – 1 class period

Author: Charles S. Young, III

Editor: Bridget Morton, TPS Assistant Director



Overview

In this lesson, students will use primary sources that are relatable to their age to see the issues of child labor within North Carolina Textile Mills. Students will recognize the impact that Child Labor had on the state, and how these issues address the changes and developments of Child Labor Laws in North Carolina.

Curriculum Standards



Social Studies

8.1.3- Use primary and secondary sources to interpret various historical perspectives.

8.H.1.4 Use historical inquiry to evaluate the validity of sources used to construct historical narratives (e.g. formulate historical questions, gather data from a variety of sources, evaluate and interpret data and support interpretations with historical evidence).

8.H.2.1 Explain the impact of economic, political, social, and military conflicts (e.g. war, slavery, states' rights, and citizenship and immigration policies) on the development of North Carolina and the United States.

8.H.3.4 Compare historical and contemporary issues to understand continuity and change in the development of North Carolina and the United States.

Primary Sources	
	<ul style="list-style-type: none"> • Title: Girl in Cherryville Mill. Location: Cherryville, North Carolina / Photo by Lewis W. Hine • Creator(s): Hine, Lewis Wickes, 1874-1940, photographer • Date Created/Published: 1908 November. • Medium: 1 photographic print • Reproduction Number: LC-DIG-nclc-01357 (color digital file from b&w original print) LC-USZ62-10218 (b&w film copy negative) LC-USZ62-124931 (b&w film copy negative) • Rights Advisory: No known restrictions on publication. For information see: "National Child Labor Committee (Lewis Hine photographs)," https://hdl.loc.gov/loc.pnp/res.097.hine • Call Number: LOT 7479, v. 1, no. 0262 [P&P] • Repository: Library of Congress Prints and Photographs Division Washington, D.C. 20540 USA https://hdl.loc.gov/loc.pnp/pp.print <p>https://www.loc.gov/item/2018673972/</p>
	<ul style="list-style-type: none"> • Title: Mill folks, Salisbury Mills, (N.C.) Location: Salisbury, North Carolina / Photo by Lewis W. Hine • Creator(s): Hine, Lewis Wickes, 1874-1940, photographer • Date Created/Published: 1908 December • Medium: 1 photographic print • Reproduction Number: LC-DIG-nclc-01527 (color digital file from b&w original print) • Rights Advisory: No known restrictions on publication. For information see: "National Child Labor Committee (Lewis Hine photographs)," https://hdl.loc.gov/loc.pnp/res.097.hine • Call Number: LOT 7479, v. 1, no. 0434 [P&P] • Repository: Library of Congress Prints and Photographs Division Washington, D.C. 20540 USA https://hdl.loc.gov/loc.pnp/pp.print <p>https://www.loc.gov/item/2018674964/</p>



- **Title:** Melville Mfg. Co., Cherryville, N.C. Location: Cherryville, North Carolina / Photo by Lewis W. Hine
- **Creator(s):** Hine, Lewis Wickes, 1874-1940, photographer
- **Date Created/Published:** 1908 November
Medium: 1 photographic print. 1 negative : glass ; 5 x 7 in.
- **Reproduction Number:** LC-DIG-ncllc-01367 (color digital file from b&w original print) LC-DIG-ncllc-05375 (b&w digital file from original glass negative)
- **Rights Advisory:** No known restrictions on publication. For information see: "National Child Labor Committee (Lewis Hine photographs)," <https://hdl.loc.gov/loc.pnp/res.097.hine>
- **Call Number:** LOT 7479, v. 1, no. 0272 [P&P] LC-H5-272
- **Repository:** Library of Congress Prints and Photographs Division Washington, D.C. 20540 USA <https://hdl.loc.gov/loc.pnp/pp.print>

<https://www.loc.gov/item/2018674470/>





- **Title:** Doffer in a Lincolnton, (N.C.) mill. Location: Lincolnton, North Carolina.
- **Date Created/Published:** 1918 November
- **Medium:** 1 photographic print.
- **Reproduction Number:** LC-DIG-ncllc-01379 (color digital file from b&w original print) LC-USZ62-10219 (b&w film copy negative)
- **Rights Advisory:** LC-DIG-ncllc-01379 (color digital file from b&w original print) LC-USZ62-10219 (b&w film copy negative)
- **Call Number:** LC-DIG-ncllc-01379 (color digital file from b&w original print) LC-USZ62-10219 (b&w film copy negative)
- **Repository:** Library of Congress Prints and Photographs Division Washington, D.C. 20540 USA <https://hdl.loc.gov/loc.pnp/pp.print>

<https://www.loc.gov/item/2018674575/>



- **Title:** One of the doffers in Cawtaba Cotton Mill, Newton, N.C. Location: Newton, North Carolina.
- **Creator (s):** Hine, Lewis Wickes, 1874-1940, photographer
- **Date Created/Published:** 1908 December
- **Medium:** 1 photographic print.
- **Reproduction Number:** LC-DIG-ncllc-01539 (color digital file from b&w original print)

	<ul style="list-style-type: none"> • Rights Advisory: No known restrictions on publication. For information see: "National Child Labor Committee (Lewis Hine photographs)," https://hdl.loc.gov/loc.pnp/res.097.hine • Call Number: LOT 7479, v. 1, no. 0446 [P&P] • Repository: Library of Congress Prints and Photographs Division Washington, D.C. 20540 USA http://hdl.loc.gov/loc.pnp/pp.print <p>https://www.loc.gov/item/2018674975/</p>
	<ul style="list-style-type: none"> • Title: Group of mill folks. All ages. Salisbury Cotton Mills, N.C. Location: Salisbury, North Carolina • Date Created/Published: 1908 December • Medium: 1 photographic print. • Reproduction Number: LC-DIG-nclc-01516 (color digital file from b&w original print) LC-USZ62-29084 (b&w film copy negative) <p>Rights Advisory: No known restrictions on publication. For information see: "National Child Labor Committee (Lewis Hine photographs)," https://hdl.loc.gov/loc.pnp/res.097.hine</p> <ul style="list-style-type: none"> • Call Number: LOT 7479, v. 1, no. 0423 [P&P] • Repository: Library of Congress Prints and Photographs Division Washington, D.C. 20540 USA <p>https://www.loc.gov/item/2018674954/</p>
	<ul style="list-style-type: none"> • Title: Workers in Victory Mfg. Co. See North Carolina report. Location: Fayetteville, North Carolina. • Creator(s): Hine, Lewis Wickes, 1874-1940, photographer • Date Created/Published: 1914 November • Medium: 1 photographic print • Reproduction Number: LC-DIG-nclc-02956 (color digital file from b&w original print) • Rights Advisory: No known restrictions on publication. For information see: "National Child Labor Committee (Lewis Hine photographs)," https://hdl.loc.gov/loc.pnp/res.097.hine • Call Number: LOT 7479, v. 6, no. 3860 [P&P] • Repository: Library of Congress Prints and Photographs Division Washington, D.C. 20540 USA http://hdl.loc.gov/loc.pnp/pp.print <p>https://www.loc.gov/item/2018677762/</p>



- **Title:** Boy at warping machine. Been there 2 years. Clyde Cotton Mill. Location: Newton, North Carolina
- **Creator(s):** Hine, Lewis Wickes, 1874-1940, photographer
- **Date Created/Published:** 1908 December
- **Medium:** 1 photographic print. 1 5x7 negative.
Reproduction Number: LC-DIG-nclc-01548 (color digital file from b&w original print) LC-DIG-nclc-05391 (b&w digital file from original glass negative)
- **Rights Advisory:** No known restrictions on publication.
- **Call Number:** LOT 7479, v. 1, no. 0455 [P&P] LC-H5-455
- **Repository:** Library of Congress Prints and Photographs Division Washington, D.C. 20540 USA <http://hdl.loc.gov/loc.pnp/pp.print>

<https://www.loc.gov/item/2018674435/>



- **Title:** Salisbury, (N.C.) Cotton Mill. A game of marbles. All these boys work in the mill.
- **Creator(s):** [Hines, Lewis Wickes, 1874-1940. photographer](#)
- **Date Created/Published:** 1908 December
- **Medium:** 1 photographic print
- **Reproduction Number:** LC-DIG-nclc-01525 (color digital file from b&w original print)
- **Rights Advisory:** No known restrictions on publication.
- **Call Number:** LOT 7479, v. 1, no. 0432 [P&P]
- **Repository:** Library of Congress Prints and Photographs Division Washington, D.C. 20540 USA <http://hdl.loc.gov/loc.pnp/pp.print>

<https://www.loc.gov/item/2018674962/>



- **Title:** Ivey Mill, Hickory, N.C. Little one, 3 years old, who visits and plays in the mill. Daughter of the overseer.
- **Creator(s):** [Hines, Lewis Wickers. 1874-1940. photographer](#)
- **Date Created/Published:** 1908 November
- **Medium:** 1 photographic print
- **Reproduction Number:** LC-DIG-nclc-01394 (color digital file from b&w original print) LC-USZ62-48398 (b&w film copy negative)
- **Rights Advisory:** No known restrictions on publication.
- **Call Number:** LOT 7479, v. 1, no. 0301 [P&P]
- **Repository:** Library of Congress Prints and Photographs Division Washington, D.C. 20540 USA <http://hdl.loc.gov/loc.pnp/pp.print>

<https://www.loc.gov/item/2018674590/>

<i>The introduction to this lesson will activate background knowledge and provide a basic overview of the textile mills in NC.</i>	
<i>Step 1</i>	<p>Two-column notes while viewing background video.</p> <ul style="list-style-type: none"> • Students should divide their paper into two columns (right side labeled new knowledge, left side labeled questions) • Teacher should play video on the projector, or have students view video with headphones at their desk - https://www.youtube.com/watch?v=rYKSrjfQfu8 • Students should complete notes individually while viewing
<i>Step 2</i>	<p>Think-Pair-Share</p> <ul style="list-style-type: none"> • Teacher poses an essential question to encourage reflective processing: What were the impacts of the textile mills in NC? • Students should look back at their notes and construct a brief answer to this question, which they will then share with a neighbor. • As partners, they will refine their ideas to share with the whole group. • Teacher will compose an Inquiry chart with the essential question at the top, and class responses in the left column below the question. • Teacher will ask for volunteers to share questions they noted during the video or questions that were stimulated during the partner conversations. • The class will then brainstorm a list of possible sources they might use to answer these questions.
<i>Formative Assessment</i>	Teacher can use the inquiry chart as a record of students' initial understanding, questions, and how to guide the next series of lessons.

<i>The Gallery Walk will help students specifically examine child labor within the textile mills and make connections between children of the past and their own experiences</i>				
<i>Step 1</i>	Teacher will post each of the primary source images in the center of a large poster paper, and then assign student groups to each poster.			
<i>Step 2</i>	Groups will spend about 5 minutes at each poster. While there, they should make 1 observation, 1 inference and ask 1 question which they will individually record on their analysis guide chart (see below). Then they will add two tweets to the poster (one tweet that reflects how the child in the image feels, and a second tweet that reflects how they feel looking at this image now).			
<i>Analysis Guide Chart</i>	Image #	Observation	Reflection	Question
<i>Formative Assessment</i>	When groups return to their original poster, they should write a notecard synthesis of the tweets answering the following question: "How are the experiences of the child(ren) in this image similar or different than your own? How does this make you feel about child labor in the textile mills?"			

<i>Informative Poster activity will allow students to glean information from the images, reflect on the dangers of child labor, and then express these views to an audience through infographics.</i>	
<i>Step 1:</i>	Return to the essential question in the first activity, and brainstorm pros and cons as a class. Is there any new information that can be added after close examination of the images?
<i>Step 2</i>	Assign partners and introduce students to the Canva tool for building infographics.
<i>Step 3</i>	Student partners will work together to create an infographic explaining why child labor should not be allowed.
<i>Summative Assessment</i>	<p>Infographics will be graded based on the following criteria:</p> <ul style="list-style-type: none"> • Format is professional and easy to read quickly • At least 3 primary sources are included (1 of which students located on their own using loc.gov) • The information clearly represents the negative views on child labor

Post infographics in a classroom display in order to refer back to as you move through more information in this unit. See what other information can be added, or if student opinions change and they can make an argument as to why child labor was a good thing at the time.

Extension Activities

- 1) Students can interview classmates about the work they do at home. Then create a video of then and now expressing the views on child labor in both time periods.
- 2) Student groups can research the person behind the picture - <http://www.historyplace.com/unitedstates/childlabor/>. Then write a narrative based on the image and other biographic information they were able to gather.

